



Asso Coffee

FINEST COFFEE TAMPERS
AND BARISTA ACCESSORIES

20
18

Asso Coffee





Simple. Like a coffee.
But thought, from start to finish.
We were inspired by the passion of the
baristas who put attention and
craftsmanship in every gesture to achieve
the simplicity of a perfect coffee.

All our products are designed, worked and
loved into existence in order to guarantee
to the baristas only the best: the ACE in the
sleeve that will make the difference.

All this is
ASSO COFFEE

T A M P E R





ERGO LINE TAMPER

Tampering is a fundamental step to ensure the right resistance of the coffee ground to the passage of water. In order to properly extract an espresso it is necessary that the water passes through the coffee consistently and uniformly: in this way the aromatic oils emerge completely exalting to perfection the taste of the coffee. Our Ergo line allows you to choose the handle that can be combined with 6 different types of bases. Different diameters are also available.

Weight: 360gr - 450gr

Measures: 95mm H

Measures 53/54/57/58mm



ESSENTIAL LINE TAMPER

We wanted to insert in our wide range of tampers also a more “essential” line. A thinner and simpler design gives to these tampers a perfect fit to their tamping function. Also for the Essential line the handle is selectable from a range of colours that goes from the anodized aluminium to the finest essential woods. The base was left specially simple.

Weight: 340gr - 410gr


Measures: 92mm H

Measures: 58mm

Color Chart for the ERGO handles



Zebrawood




Rosewood




Olivewood



Walnut




Mahogany




Metal Black




Metal Red



Metal Orange



Metal Gold




Metal LT Blue




Metal Blue



Metal Green




Metal Pink



Metal Purple




Metal Taupe




Metal Smoke




Metal Silver




Grip Silver



Grip Black




Grip Red




Grip Orange




Grip Gold




Grip LT Blue




Grip Blue




Grip Green




Grip Pink



Grip Purple



Grip Taupe




Grip Smoke




ST LT Blue



ST Tiffany



ST Black



ST Red



ST Yellow



ST BT Yellow




ST Violet




ST DK Green



ST Blue



Stripe 1




Stripe 2



Stripe 3




Stripe 4




Stripe 5




Stripe 6




Stripe 7



Stripe 8



Stripe 9



Stripe 10



Copper



Chrome Brass




Chrome Platin




Chrome Gold



Chrome Gun




Spring Flower



Pitone



Sapphire Piton



Zebra



Mexican Skull



Elegance



Color Wave



Graffiti Purple

Tamper Bases for ERGO Line



Flat



Convex



Concentric Deep



Concentric Strong



Concentric Light



Concentric Soft

On the whole selection of handles of the ERGO you can fit one of the 6 tamper bases of your choice.


Starting from the simple *flat* and the famous *convex* you can choose between 4 concentric bases that have had excellent results in our tests.

Contact us for special diameters!


Color Chart for ESSENTIAL handles



Faggio




Tinto nero



Tinto Rosso




Tinto Noce



Metal Black



Metal Red




Metal Gold




Metal Orange




Metal LT Blue




Metal Blue



Metal Green




Metal Pink



Metal Silver

TAMPER STATION

To emphasize and value your tamper we thought of a comfortable and elegant support base. The base has a layer of non-slip material for a stable support. Available in Metal colors and wood essences.



Color Chart for Tamper Station



Zebrawood




Rosewood



Olivewood



Walnut



Mahogany




Metal Black



Metal Red




Metal Orange



Metal Gold




Metal LT Blue




Metal Blue




Metal Green



Metal Pink




Metal Purple



Metal Taupe



Metal Smoke



Metal Silver



FF
S
n
P



THE JACK

Our coffee distributor is the perfect blend of craftsmanship and advanced technology. Jack can be adjusted (with snap mechanism) up to 12mm. The perfect ally of every barista. We recommend the use in combination with the Push King.



THE KING

King is the true “king” of the push tampers. Even King is equipped with a snap mechanism that carries the tampering depth up to the 13mm. We recommend the use in combination with the distributor Jack. Particularly heavy and with ergonomic handle.


Color Chart for JACK & KING Covers




Zebrawood




Light Wood




Rovere Sbian.




Metal LT Blue




Metal Blue



Metal Red




Metal Gold



Metal Green



Metal Pink



Metal Smoke



Bianco Lettere




Elegance



Color Waves



Graffiti Purple




Sapphire Piton



Spring Flower



Mexican Skull



Galaxy



Comics



Dollar



USA



Carneval




Giraffe




Pink Camouflage




Pied de Poule



Comete Carb



Cannabis



White&Silver



Targhe



KEY HOLDER GADGET

Small, funny and treated exactly like his bigger brother:
worked on the lathe, anodized and laser-branded:
the perfect gadget for those who work in this *coffeeholic*
world.

To have your personalized gadgets ask for a quotation!
We also work on small batches and can offer interesting
offers.



PORTAFILTER



PORTAFILTER HANDLES MILANO


Portafilter handles in essences of precious woods. A unique experience to the touch and an embellishment for any machine.
Single or double spout available.




PORTAFILTER HANDLES TRIESTE

Our most versatile portafilter handles:
Available in wood finishes, in anodized aluminium and in soft touch finish. Single or double spout available.

Color Chart for MILANO portafilter handles




Zebrawood




Rosewood




Olivewood



Walnut



Mahogany




Acero




Frassino

Color Chart for TRIESTE portafilter handles




Zebrawood




Rosewood




Olivewood



Walnut



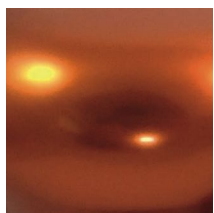
Mahogany



Acero



Frassino




Metal Orange




Metal Gold




Metal LT Blue




Metal Blue




Metal Green



Metal Black




Metal Red




Metal Taupe




Metal Smoke




Metal Silver



Metal Pink



Metal Purple



ST LT Blue



ST Tiffany



ST Yellow




ST BT Yellow




ST Violet




ST DK Green



ST Blue



ST Black



ST Red



L'ATTIERE



MILK PITCHER ILSA EASY

Milk pitcher in stainless steel 18/8.
Available in different sizes.



MILK PITCHER ILSA EASY NO STICK

Milk pitcher in stainless steel coated in a particular
non-stick material.
Available in three different sizes



MILK PITCHER ILSA
ANNIVERSARIO

It takes a special milk pitcher to celebrate an
important anniversary!

Produced by hand with top quality materials this milk
pitcher is distinguished by its careful workmanship
and its weight.





MILK PITCHER ILSA EVOLUTION

The innovative “groove” on the milk pitcher body accelerates the whirling flow of milk, encouraging the incorporation of air and the elimination of larger air bubbles, the formation of a homogeneous cream and optimal density and the reduction of time of realization.

It can also be used as a reference for the dosage of the quantity of milk to use.

Available in 3 sizes.



MILK PITCHER ILSA EVOLUTION COLOR

The milk pitcher Evolution meets color! Coated with a particular matte paint gives a touch of color.

Available in 3 sizes.

Colors: White | Black | Red | Coffee Brown




LATTE ART



LATTE ART PEN SINGLE

Special pen designed for latte art. The stainless steel nib is perfect for drawing on the foam of the cappuccino. The tip can be loosened and lodged in the handle that can be unscrewed from the bottom.

Different finishes and tips available.



LATTE ART PEN DOUBLE

Special pen for latte art. The double tip allows you to have at your fingertips two tools to draw on the foam.

The tips can be unscrewed and housed inside the handle that unscrews in the middle.

Available in different finishes and tips.

Color Chart for Latte Art Pens




Grafik Wood 1



Grafik Wood 2



Grafik Wood 3




ST Black




Metal LT Blue




Metal Green



Metal Black



Metal Red



Via Lombardia 7/9
24055 Cologno al Serio
(BG)

+39 (0) 35 027 4609

info@assocoffee.com
www.assocoffee.com

